




3.4.6 The Excretory System in the Human

Self Assessment

Where is your learning at?

Green: I know it all
 Orange: I have some idea – check the answers
 Red: I need to start studying this section

	CAN YOU	Green 	Orange 	Red 
1	Explain the role of the excretory system in homeostasis			
2	Explain the necessity to maintain constancy of body temperature, fluid balance and chemistry			
3	Explain why temperature influences the rate of the chemical reactions that sustain life			
4	Outline the different methods of temperature regulation in animals			
5	Explain the terms Ectotherms and Endotherms			
6	Explain temperature regulation in humans in response to cold conditions			
7	Explain temperature regulation in humans in response to warm conditions			
8	Explain how sweat helps to cool us down necessity			
9	Explain the necessity to drink water before, during and after exercising			
10	Give the function, location and excretory products of the <ul style="list-style-type: none"> • lungs • skin • urinary system. 			
11	Identify the parts in a diagram of the urinary excretory system in humans (kidney, ureters, urinary bladder, and urethra).			
12	State the function of the parts of the urinary excretory system in humans (kidney, ureters, urinary bladder, and urethra).			




13	Give the role of the kidney in regulating body fluids			
14	Explain the role of the kidney in extracting wastes and toxins from the blood			
15	Explain the role of the kidney in recycling valuable substances [by filtration, reabsorption and secretion]			
16	Identify the positions of filtration, reabsorption and secretion in the kidney (By reference only to the cortex, medulla and renal pelvis)			
17	Describe the pathway of urine from the kidney to the urethra.			
18	Write short notes on : bacterial urinary tract infections, formation of kidney stones, renal tubule failure, dialysis and kidney transplants			

3.4.8.H The Nephron as a Unit of Kidney Function

Self Assessment

Where is your learning at?

- Green: I know it all
 Orange: I have some idea – check the answers
 Red: I need to start studying this section

	CAN YOU	Green 	Orange 	Red 
1	Draw the Nephron and its associated blood supply			
2	Explain how urine is formed			
3	Explain why the blood is under pressure in the glomerulus			
4	Say what components of the plasma are not filtered and why			
5	Explain the term " Glomerular filtrate"			
6	Explain the term "proximal convoluted tubule "			
7	Explain what substances are reabsorbed back into the blood			
8	Explain how substances are reabsorbed back into the blood			
9	Give the roles of the Loop of Henle and the distal convoluted tubule			
10	Give some of the components found in urine			
11	Give the pathway for urine from the nephron to the urethra			
12	Explain how reabsorption of water in the collecting duct is under hormonal influence			
13	Give the full name for ADH			
14	Say what conditions stimulate ADH release			
15	Say what conditions inhibit ADH release			
16	Explain how ADH secretion [action] depends on the water content of the blood			
17	Explain the term osmoregulation			
18	Show how osmoregulation is an example of a homoeostatic mechanism			